

## ELS-1100TFE Teflon® For Ultra-Pure or Aggressive Fluids

When high purity or resistance to chemical attack is vital, ELS-1100TFE sensors are the ultimate solution. They feature a pure Teflon® body and prism construction. Even the Hypalon® vapor barrier and Teflon® coated lead wires give evidence to the care we've taken to make this the perfect liquid level sensor for pharmaceuticals, semiconductor manufacturing, food and beverage, chemical processing, or anywhere purity or chemical resistance is the major criteria.

### Specifications

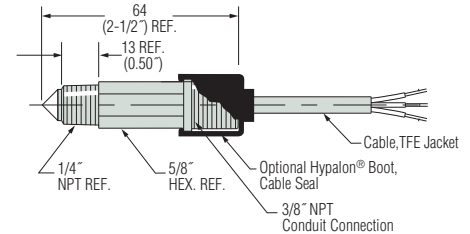
<b>Materials</b>	
<b>Housing and Prism</b>	Teflon®
<b>Operating Pressure</b>	10 bar (0 to 150 PSI), Maximum
<b>Operating Temperature*</b>	-17.8°C +80°C (0°F to 176°F)
<b>Input Voltage</b>	10 - 28 VDC
<b>Current Consumption</b>	18 mA, Approximately
<b>Output†</b>	TTL/CMOS Compatible. Open Collector Output May Sink 40 mA Up to 30 VDC.
<b>Repeatability</b>	±1 mm
<b>EMI Susceptibility</b>	Meets (MIL-STD-461B Part 2 Modified) Specification of 10 V/M for Frequency Range 30 to 1000 MHz (Except 609 MHz = 9 V/M and 679 MHz = 7.5 V/M).

\* These switches are not for use in freezing liquid or steam/high condensation environments.  
Contact Gems for alternative solutions.

† See Page A-25 for Wiring Diagrams



### Dimensions



### How To Order

Specify Part Number based on Output Condition and Boot Option.

Probe Condition at Current Sink	Part Number	
	With Cable Boot	No Cable Boot
Wet	187595	173800
Dry	185600	—

## ELS-1100FLG Flange Mounting for Installations Without Threaded Holes


The easy solution for thin wall tanks ( $\leq 6$  mm (1/4") thick): ELS-1100FLG Series. No threads needed with these flanged units. Slip through a 19 mm (0.75") hole and tighten the jam nut; Viton® gasket forms a tight seal. Ideal for sheet metal, moulded plastic tanks and medical applications where elimination of exposed threads removes potential bacterial breeding grounds.

### Specifications

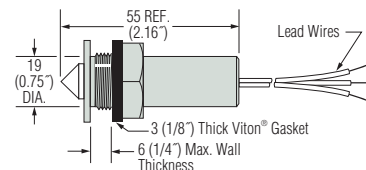
<b>Materials</b>	
<b>Housing and Prism</b>	Polysulfone
<b>Operating Pressure</b>	10 bar (0 to 150 PSI), Maximum
<b>Operating Temperature*</b>	-17.8°C +80°C (0°F to 176°F)
<b>Input Voltage</b>	10 - 28 VDC
<b>Current Consumption</b>	18 mA, Approximately
<b>Output†</b>	TTL/CMOS Compatible. Open Collector Output May Sink 40 mA Up to 30 VDC.
<b>Repeatability</b>	±1 mm
<b>EMI Susceptibility</b>	Meets (MIL-STD-461B Part 2 Modified) Specification of 10 V/M for Frequency Range 30 to 1000 MHz (Except 609 MHz = 9 V/M and 679 MHz = 7.5 V/M).

\* These switches are not for use in freezing liquid or steam/high condensation environments.  
Contact Gems for alternative solutions.

† See Page A-25 for Wiring Diagrams



### Dimensions



### How To Order

Specify Part Number based on Input Power and Output Condition Required.

Input Power	Probe Condition at Current Sink	
	Wet	Dry
10-28 VDC	187585	187580

Note: Wet = NO; Dry = NC