

# 4700 Series – High Performance, High Stability, with 5:1 Turndown Capability Industrial Transmitters

- ▶ Gauge, Sealed and Absolute Models
- ▶ Submersible, General Purpose and Wash Down Enclosures
- ▶ IS Models

The 4700 series provides precise laboratory type measurements in a rugged industrial package complete with turndown capabilities. Exceptional levels of stability and other performance specifications are achieved by using a sputtered sensing element, which achieves a molecular fusion of a strain gauge material, an insulating material, and the 17-4 PH ss sensing element. Sputtered or thin film technology provides years of worry free measurements under demanding real world conditions.

## Specifications

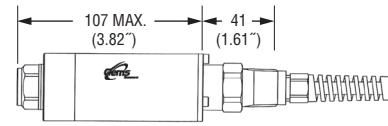
Input	
<b>Pressure Range</b>	1 bar to 690 bar (10 to 10,000 psi)
<b>Proof Pressure</b>	2 x Full Scale (FS) for Stainless Steel Units 1.5 x FS for Inconel Units
<b>Burst Pressure</b>	>35 x FS ≤ 10 bar ranges >15 x FS ≤ 100 bar ranges >8 FS ≤ 690 bar ranges
<b>Fatigue Life</b>	3 million FS cycles
Performance	
<b>Output</b>	4-20 mA (2 wire)
<b>Supply Voltage (Vs)</b>	9.5 to 40 VDC (Ex IIG: 9.5 to 28 VDC)
<b>Supply Voltage Sensitivity</b>	0.005% of max. span/Volt
<b>Long Term Drift</b>	0.1% of max span per year non-cumulative
<b>Accuracy</b>	0.1 % FS typical
<b>Thermal Error (typical)</b>	0.8% of max span for performance code E 0.5% of max span for performance code F
<b>Compensated Temperatures</b>	-25°C to +75°C (-13°F to +167°F)
<b>Operating Temperatures</b>	-25°C to +85°C (-13°F to +185°F) elec. conn. code C, G & L -20°C to +50°C (-4°F to +122°F) elec. conn. code M & 3 -30°C to +100°C (-22°F to +212°F) process/media
<b>Zero Tolerance</b>	0.1% FS, typical
<b>Span Tolerance</b>	0.1% FS, typical
<b>Zero Adjustment</b>	±10% (100% at factory) by potentiometer
<b>Span Adjustment</b>	25% to 125% of span by potentiometer/switches
<b>Max. Loop Resistance</b>	(Vs-9.5) x 50 ohms
Mechanical Configuration	
<b>Pressure Port</b>	see ordering chart
<b>Wetted Parts</b>	17-4 PH ss (optional Inconel) [17-4 PH and 15-7 Mo Stainless Steel ≤ 1.6 bar (30 Psi)]
<b>Electrical Connection</b>	see ordering chart
<b>Enclosure</b>	318 Duplex ss, 17-4 PH ss and glass filled polyester IP40 for gauge datum & electrical conn. code C IP65 for absolute and sealed datum & elec. conn. code C IP65 for electrical connection code G IP68 for electrical connection code F
<b>Vibration</b>	35g peak sinusoidal, 5 to 2000 Hz
<b>Acceleration</b>	100g steady acceleration in any direction 0.05% FS/g for 1 bar (15 psi) range decreasing logarithmically to 0.0001% FS/g for 690 bar (10000 psi) range.
<b>Shock</b>	Withstands free fall to IEC 68-2-32 procedure 1
<b>Approvals</b>	CE, Lloyds Register, optional Intrinsically Safe EEx ia IIC T4 per ATEX, (Quality Assurance Certificate Supplied), ABS Certified
<b>Weight</b>	approx. 305 g (additional; cable 75 grams/m)



## Dimensions mm (in.)


Max diameter 39 mm, all models

### Code 3



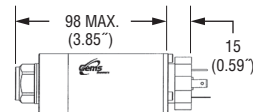
1/2 - 14 NPT conduit

### Code C



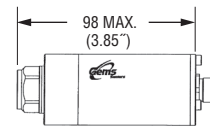
6 Pin Fixed Plug Size (10-6)

### Code G



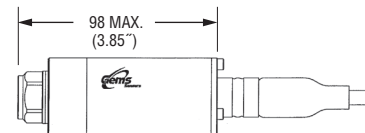
Fixed Plug to DIN 43650 Mate Supplied

### Code L



5 Pin M12 x 1 Fixed Plug

### Code M



Immersible IP68 to 200m WG